

# Error Notification

## Fluorine

You can specify users in your ServiceNow instance who will receive email notifications about errors being generated in [Perspectium Logs](#). To configure email notifications about errors with your Perspectium solution, navigate to **Perspectium > Control and Configuration > Error Notification**. The default Perspectium errors that you can configure notifications for are:

- **Perspectium Error:** Send an email when there is a Perspectium error that is critical, change the filter to tailor your notifications
- **Perspectium Situation:** Send an email when there is any situation, critical or not, that results in a connection error to the Perspectium Mesh

**NOTE:** The users that you specify to receive email notifications for must have an email entered in the **Email** field of their User Profile (**Username > Profile**).

To learn more about how to configure error notifications, see [create a messaging notification](#).

## Sending error notifications in batches

---

In Perspectium Properties, you can specify whether you want to send error notification emails in batches and how frequently to send batched notification emails. Sending batched notification emails can be helpful if your ServiceNow instance is sending error notifications frequently.

To send error notifications in batches, follow these steps:

1

### Enable email sending

Log into your ServiceNow instance and navigate to **System Mailboxes > Administration > Email Properties**. In the upper left-hand corner of the form, check the **Yes | No** box under **Email sending enabled** to allow emails to be sent from your ServiceNow instance.

2

### Create a Perspectium connection error notification

Navigate to **Perspectium > Control and Configuration > Error Notification** and click **New**. Type any **Name** for your error notification and choose a **Table** to send notifications for. Scroll down to the **When to send** tab, and select **Event is fired from the Send when** drop down. Then, select **perspectium.connection.error.threshold** from the **Event name** dropdown.

**serviceNow** Service Automation

TP Timothy Pike

error notification

Notification  
New record

Use Notifications to notify users about specific activities in ServiceNow, such as updates to incidents or change requests. Notifications : administrators to specify  
When to send the notification  
Who receives the notification  
What content is in the notification

**Type any name**

Name:  **Choose a table**

Table:  Active: ☒

\* Category:  Allow Digest: ☐

When to send | Who will receive | What it will contain

Notifications can be sent (if the specified Conditions are met) under one of the following circumstances:  
A record is inserted or Updated into the Table specified above  
The specified event is fired  
Via a Flow Action

**Choose "Event is fired"**

Send when:  **Choose**

Event name:  **"perspectium.connection.error.th"**

Conditions:





3


### Choose users who will receive error notification emails

Click the **Who will receive** tab. Then, click  >  next to **Users** to start adding users who will receive batched connection error notification emails.

When to send | **Who will receive** | What it will contain



Notifications can be sent to specific Users and Groups or to User/Groups in fields on the record that generated this notification.


Users:     

Groups:  

Subscribable: ☐

**Click to choose users who will receive Perspectium connection error notifications**

Users/Groups in fields:  

4

### Save your Perspectium connection error notification

In the bottom left-hand corner of the form, click **Submit** to save the settings for your Perspectium connection error notification.

## 5

### Set your notification batch size and timing

Navigate to **Perspectium > Control and Configuration > Properties**. Scroll to the section labeled **Send notification emails in batches of**. In the box underneath this label, type a number to indicate the amount of notifications that will signify one batch. Next, scroll to the section labeled **Send notification emails about connection errors in batches every** and choose a time interval to send batched notifications in. Finally, click **Save** at the bottom of the page to save your Perspectium properties. Once these two properties are setup, your notifications will be emailed in batches at the specified intervals to the users you configured in **Step #3**.

**NOTE:** The notifications for Perspectium connection errors will be emailed in batches of 10 notifications every 30 minutes by default.

service**now** Service Automation

control and configuration

Perspectium

▼ Control and Configuration

Finish Install

Properties

Send notification emails in batches of

10

Type a batch number

Send notification emails about connection errors in batches every

60 minutes

Choose a notification interval

Enable deleting error messages older than 1 day in the Outbound Messages queue

☐

### Similar topics

- [Add ACL rules to Perspectium UI pages](#)
- [Uninstall Replicator for ServiceNow](#)
- [Attachments](#)
- [Stop/Start All Jobs](#)
- [Before/after subscribe scripts](#)

### Contact Perspectium Support



US: 1 888 620 8880

UK: 44 208 068 5953

[support@perspectium.com](mailto:support@perspectium.com)