

How to Use DataSync for ServiceNow

The Perspectium application is comprised of various modules that you can choose to configure.

These modules can be broken into categories, which are outlined below. Explore the different modules to learn about what they can offer.

Control and Configuration modules

- [Properties](#)
- [Start / Stop All Jobs](#)
- [All Scheduled Jobs](#)
- [Table Maps](#)
- [Troubleshooting](#)

Perspectium Core modules

- [Dashboard](#)
- [Shares](#)
- [Shared Queues](#)
- [Subscribe](#)
- [Subscribed Queues](#)
- [Tools](#)

Messages modules

- [Outbound](#)
- [Inbound](#)

Advanced modules

- [Script Includes](#)
- [Business Rules](#)
- [UI Pages](#)

- [EULA](#)

Not sure where to find these modules? In your ServiceNow instance, in the left navigation menu, type **Perspectium**, and you'll see the modules appear as shown in the image below.

servicenowService Management

Default (Gla)System Administrator

Perspectium


System Administration

Make your life easier, create a dashboard!


Did you know you can create a dashboard version of this homepage? Dashboards are like homepages, but easier to use. Dashboards have a drag-and-drop canvas that lets you easily add, move, and resize widgets. You can also add multiple tabs. Flexible sharing lets any user view and collaborate on dashboards with you!

[Don't ask me again](#)[Remind me later](#)[Create dashboard version](#)


System Administration




Guided Setup
Guided Setup tools to help you set up ServiceNow




Create and Deploy
Create, modify and deploy applications to your instances




Email
Customize behavior of inbound and outbound email




Reporting and Analytics
Create visual representations of your data




System Security
Configure and monitor instance security settings




Data Management
Manage the way data is stored and displayed




Homepages
Configure homepages for Service Desk and Self Service users




User Administration
Manage users, groups and their roles




Business Logic
Manage workflow and behavior of applications



Diagnostics
Performance, development and debugging tools



Integration
Integrate with 3rd-party systems and data sources



User Interface
Control the look and feel of applications