

# Create Perspectium Inserts from ServiceNow Dispatch'r rule

Fluorine+




The **Perspectium Inserts from ServiceNow Dispatch'r rule** prevents incoming ServiceNow incidents from being shared back out of Freshdesk. [Learn more about Freshdesk Dispatch'r rules.](#)

## Prerequisites

- ⚠ You must have the Freshdesk **Admin** role to complete the procedure described below.
- ⚠ You will first need to [create custom Freshdesk ticket fields](#).

## Procedure

To create the Perspectium Inserts from ServiceNow Dispatch'r rule, follow these steps:

1. Log into Freshdesk and navigate to  **Admin** > **Dispatch'r** (under **Helpdesk Productivity**).
2. In the upper right-hand corner of the **Dispatch'r Rules** screen, click **New Rule**.
3. In the resulting form, type **Perspectium Inserts from ServiceNow** for the **Rule Name**.
4. Under **Conditions**, choose the **Match ALL of the below** option and make sure that the  **(ticket)** option is selected. Then, from the dropdowns, select **Updated Via** > **is** and type/select **Webservice** in the the textbox.
5. Click  **Add new condition**. From the dropdowns, select **Type** > **is** and type/select **Incident**.
6. Under **Actions**, select **Set Updated Via as** > **Freshdesk**.
7. At the bottom right-hand corner of the screen, click **Save** to finish creating the Dispatch'r rule.

## Next steps

[Create Freshdesk Observer rules](#)

## Similar topics

- [ServiceBond for Freshdesk](#)
- [Get started with ServiceBond for Freshdesk](#)
- [Create Freshdesk Dispatch'r rules](#)
- [Create Perspectium Inserts ServiceNow Dispatch'r rule](#)
- [Create Perspectium Inserts from ServiceNow Dispatch'r rule](#)

## Contact Perspectium Support



US: 1 888 620 8880

UK: 44 208 068 5953

[support@perspectium.com](mailto:support@perspectium.com)